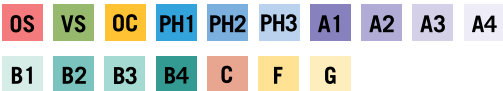


DECK PLANS | MARINA & RIVIERA

STATEROOM COLOR LEGEND



SYMBOL LEGEND

- ♿ Restrooms

E Elevator

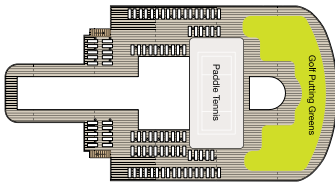
🧺 Launderette
- 🚪 Connecting Staterooms

♿ Wheelchair Accessible

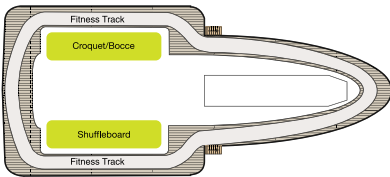
★ Triple with Sofa Bed
- 🛀 3rd & 4th guest occupancy available upon request; 3rd guest occupancy available upon request in Owner's Suites

🛀 Full-size Bathtub/Shower & Separate Shower

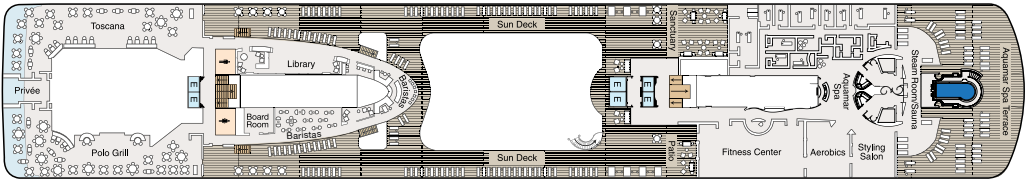
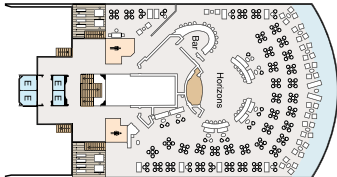
Marina & Riviera stateroom specific bathroom configurations vary, visit OceaniaCruises.com for details.



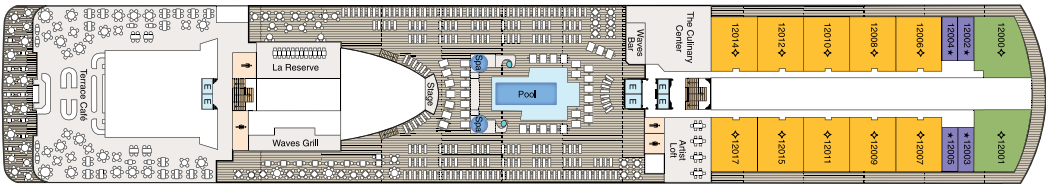
DECK 16



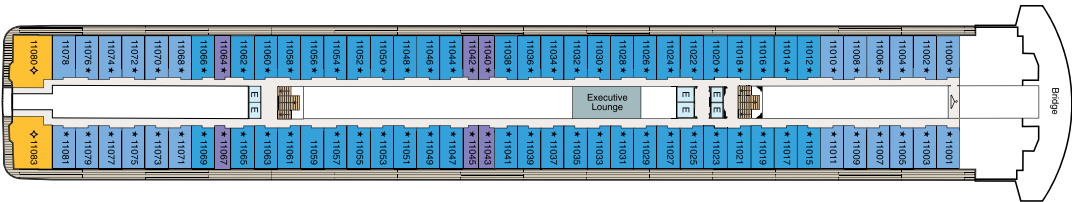
DECK 15



DECK 14



DECK 12

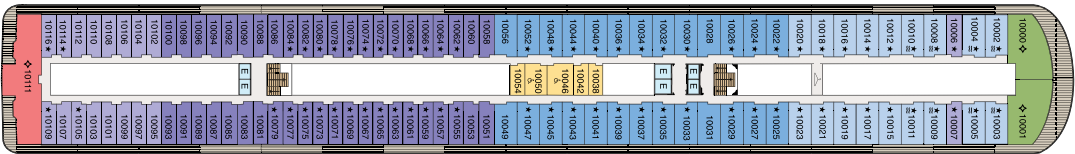


DECK 11

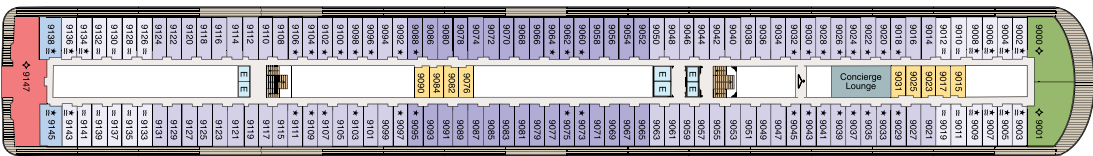
AFT.....FORWARD

SHIPS' SPECIFICATIONS

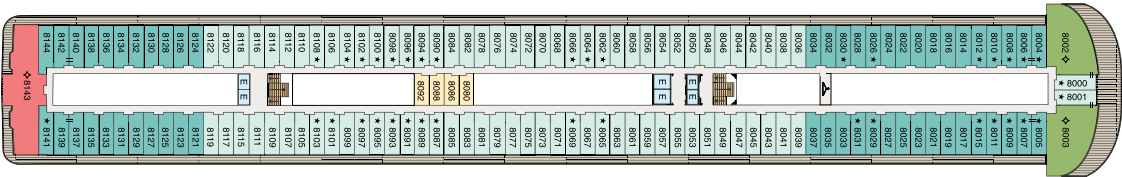
Year Built: Marina 2024; Riviera 2012 | Gross Tonnage: 66,084 | Length: 784.9 feet | Beam: 105.64 feet | Cruising Speed: 20 knots  
Guest Decks: 11 | Guest Capacity: 1,250 | Staff Size: 800 | Guest-to-Staff Ratio: 1.51 to 1 | Country of Registry: Marshall Islands



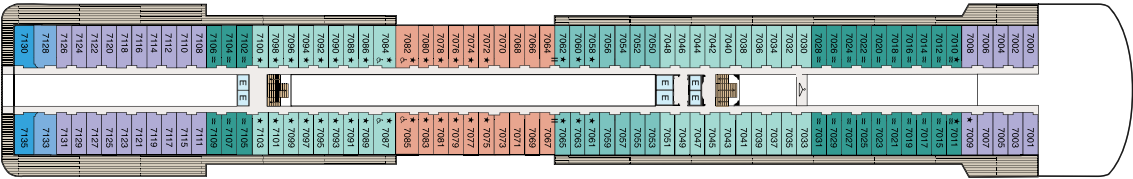
DECK 10



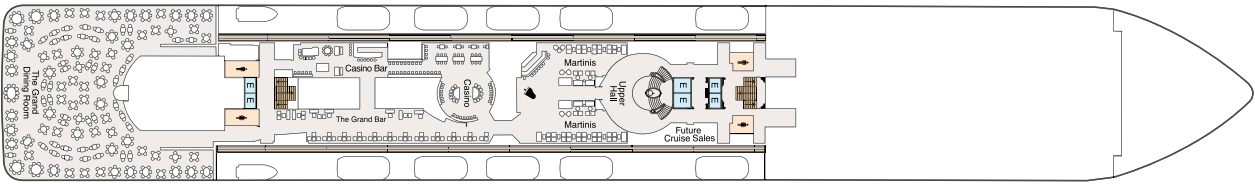
DECK 9



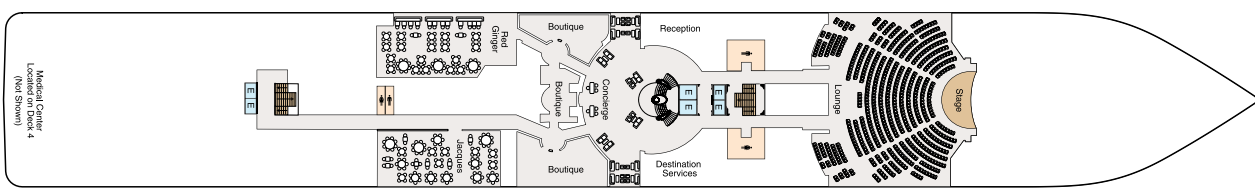
DECK 8



DECK 7



DECK 6



DECK 5

AFT.....FORWARD