

# DECK PLANS

## MARINA & RIVIERA

### SHIPS' SPECIFICATIONS

**Year Built:** Marina 2011; Riviera 2012 | **Re-Inspiration Dates:** Riviera 2019; Marina 2020 | **Gross Tonnage:** 66,084 | **Length:** 784.9 feet  
**Beam:** 105.64 feet | **Cruising Speed:** 20 knots | **Guest Decks:** 11 | **Guest Capacity (Double Occupancy):** 1,250  
**Staff Size:** 800 | **Guest-to-Staff Ratio:** 1.56 to 1 | **Nationality of Officers:** European | **Country of Registry:** Marshall Islands

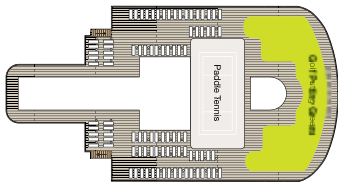
### STATEROOM COLOR LEGEND

OS	VS	OC	PH1	PH2	PH3	A1	A2	A3	A4
B1	B2	B3	B4	C	F	G			

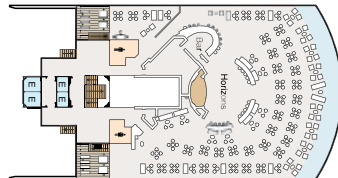
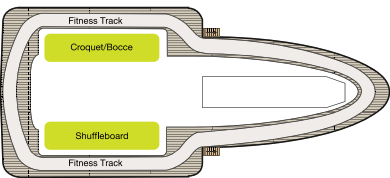
### SYMBOL LEGEND

Restrooms	Connecting Staterooms	3rd and 4th guest occupancy available upon request; 3rd guest only occupancy available upon request in Owner's Suites
Elevator	Wheelchair Accessible	
Launderette	Triple with Sofa bed	

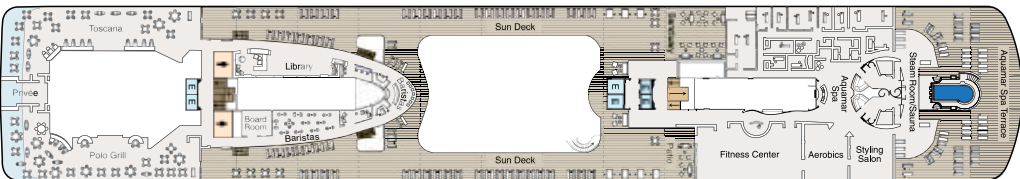
DECK 16




DECK 15



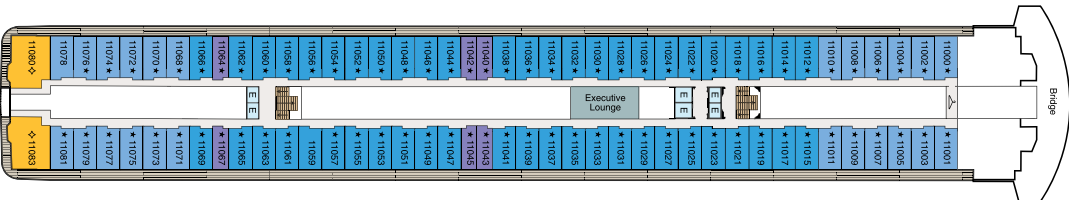
DECK 14



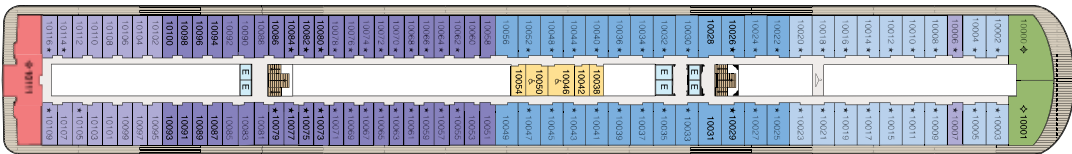
DECK 12



DECK 11



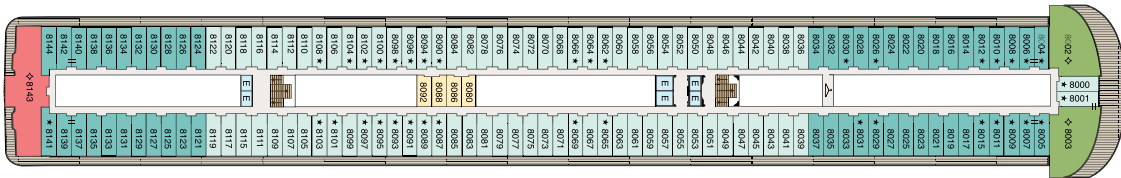
DECK 10



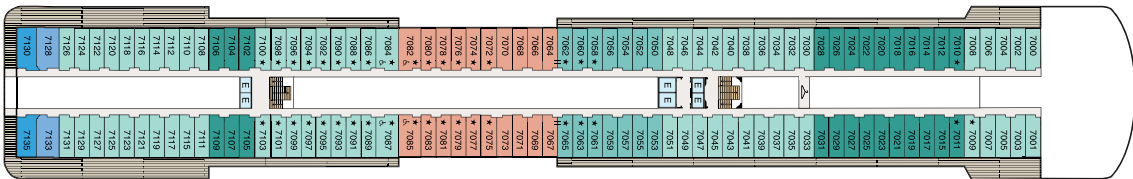
DECK 9



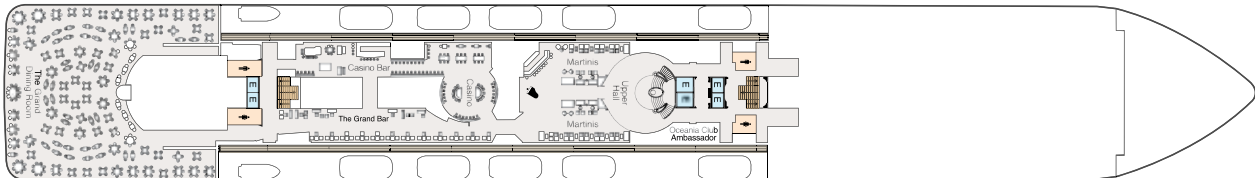
DECK 8



DECK 7



DECK 6



DECK 5

